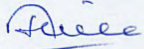


Shareholding Pattern under Regulation 31 of SEBI (Listing Obligations and Disclosure Requirements) Regulations, 2015			
1.	Name of Listed Entity: Graphite India Limited		
2.	Scrip Code/Name of Scrip/Class of Security: 509488		
3.	Share Holding Pattern Filed under: Reg. 31(1)(a) /Reg. 31(1)(b)/ Reg. 31(1)(c) : Reg. 31(1)(b)		
	a.	If under 31(1)(b) then indicate the report for Quarter ended : June,2016	
	b.	If under 31(1)(c) then indicate date of allotment/extinguishment : N.A.	
4.	Declaration: The Listed entity is required to submit the following declaration to the extent of submission of information:-		
		Particulars	
			Yes* No*
1		Whether the Listed Entity has issued any partly paid up shares?	No
2		Whether the Listed Entity has issued any Convertible Securities or Warrants?	No
3		Whether the Listed Entity has any shares against which depository receipts are issued?	No
4		Whether the Listed Entity has any shares in locked-in?	No
5		Whether any shares held by promoters are pledge or otherwise encumbered?	No


For Graphite India Ltd.


Company Secretary

Graphite India Limited
Table I - Summary Statement holding of specified securities - 30/06/2016

Category	Category of shareholder	Nos. of shareholders	No. of fully paid up equity shares held	No. of Partly paid-up equity shares held	No. of shares underlying Depository Receipts	Total nos. shares held	Shareholding as a % of total no. of shares (calculated as per SCRR, 1957)	Number of Voting Rights held in each class of securities			No. of Shares Underlying Outstanding convertible securities (including Warrants)	Shareholding, as a % assuming full conversion of convertible securities (as a percentage of diluted share capital)	Number of Locked in shares		Number of Shares pledged or otherwise encumbered		Number of equity shares held in dematerialised form	
								No of Voting Rights		Total as a % of (A+B+C)			No. (a)	As a % of total Shares held(b)	No. (a)	As a % of total Shares held(b)		
								Class eg: X	Class eg: y									Total
(I)	(II)	(III)	(IV)	(V)	(VI)	(VII) = (IV)+(V)+(VI)	(VIII) As a % of (A+B+C2)	(IX)			(X)	(XI) = (VII)+(X) As a % of (A+B+C2)	(XII)		(XIII)		(XIV)	
(A)	Promoter & Promoter Group	17	127417983	0	0	127417983	65.2169	127417983	0	127417983	65.2169	0	65.2169	0	0.0000	0	0.0000	127415728
(B)	Public	101668	67957611	0	0	67957611	34.7831	67957611	0	67957611	34.7831	0	34.7831	0	0.0000	NA	NA	64927548
(C)	Non Promoter - Non Public				0				0			0			0.0000	NA	NA	
(C1)	Shares Underlying DRs	0	0	0	0	0	0.0000	0	0	0	0.0000	0	0.0000	0	0.0000	NA	NA	0
(C2)	Shares Held By Employee Trust	0	0	0	0	0	0.0000	0	0	0	0.0000	0	0.0000	0	0.0000	NA	NA	0
	Total	101685	195375594	0	0	195375594	100.0000	195375594	0	195375594	100.0000	0	100.0000	0	0.0000	0	0.0000	192343276
<p>NOTE:- i) Some Promoter shareholder/s had around 1994-95 sold shares of Graphite India Limited (GVIL) in the physical mode, GVIL was amalgamated with GIL., Pursuant there-to in June, 1995 equity shares of GIL was allotted to GVIL shareholders ii) The purchasers of some GVIL shares as mentioned above did not lodge the shares for transfer. As a result, 2255 shares of GIL allotted against the said un-lodged physical shares of GVIL still appears in the said promoter name/s. iii) SEBI/NSE/BSE have been informed of the matter. iv) The entire holding of the promoters (except the 2255 shares appearing in GIL's books which has been sold by them) are in demat mode. v) The Company has made an application to NSE/BSE for exemption under Para 6 (a) (i) of SEBI circular no.CIR/CFD/CMD/13/2015 dated November 30,2015. Replies from the Stock Exchanges are awaited.</p>																		

For Graphite India Ltd.


Company Secretary

Graphite India Limited

Table II - Statement showing shareholding pattern of the Promoter and Promoter Group - 30/06/2016

	Category & Name of the shareholders	PAN	Nos. of shareholders	No. of fully paid up equity shares held	Partly paid-up equity shares held	No. of shares underlying Depository Receipts	Total nos. shares held	Shareholding % calculated as per SCRR, 1957 As a % of (A+B+C2)	Number of Voting Rights held in each class of securities			No. of Shares Underlying Outstanding convertible securities (including Warrants)	Shareholding, as a % assuming full conversion of convertible securities (as a percentage of diluted share capital)	Number of Locked in shares		Number of Shares pledged or otherwise encumbered		Number of equity shares held in dematerialised form	
									No of Voting Rights					Total as a % of (A+B+C)	No. (a)	As a % of total Shares held(b)	No. (a)		As a % of total Shares held(b)
									Class eg: X	Class eg: y	Total								
	(I)	(II)	(III)	(IV)	(V)	(VI)	(VII) = (IV)+(V)+(VI)	(VIII) As a % of (A+B+C2)	(IX)			(X)	(XI) = (VII)+(X) As a % of (A+B+C2)	(XII)		(XIII)		(XIV)	
1	Indian																		
(a)	Individuals / Hindu Undivided Family		9	725022	0	0	725022	0.3711	725022	0	725022	0.3711	0	0.3711	0	0.0000	0	0.0000	723017
	Manjushree Bangur		1	248391	0	0	248391	0.1271	248391	0	248391	0.1271	0	0.1271	0	0.0000	0	0.0000	248391
	Krishna Kumar Bangur		1	199505	0	0	199505	0.1021	199505	0	199505	0.1021	0	0.1021	0	0.0000	0	0.0000	199505
	Divya Bangur		1	169333	0	0	169333	0.0867	169333	0	169333	0.0867	0	0.0867	0	0.0000	0	0.0000	169333
	Rukmani Devi Bangur		1	55288	0	0	55288	0.0283	55288	0	55288	0.0283	0	0.0283	0	0.0000	0	0.0000	55288
	Krishna Kumar Bangur		1	50500	0	0	50500	0.0258	50500	0	50500	0.0258	0	0.0258	0	0.0000	0	0.0000	50500
	Krishna Kumar Bangur		1	830	0	0	830	0.0004	830	0	830	0.0004	0	0.0004	0	0.0000	0	0.0000	0
	Manjushree Bangur		1	670	0	0	670	0.0003	670	0	670	0.0003	0	0.0003	0	0.0000	0	0.0000	0
	Krishna Kumar Bangur		1	335	0	0	335	0.0002	335	0	335	0.0002	0	0.0002	0	0.0000	0	0.0000	0
	Krishna Kumar Bangur		1	170	0	0	170	0.0001	170	0	170	0.0001	0	0.0001	0	0.0000	0	0.0000	0
(b)	Central Government / State Government(s)		0	0	0	0	0	0.0000	0	0	0	0.0000	0	0.0000	0	0.0000	0	0.0000	0
(c)	Financial Institutions / Banks		0	0	0	0	0	0.0000	0	0	0	0.0000	0	0.0000	0	0.0000	0	0.0000	0
(d)	Any Other (Specify)		5	124850314	0	0	124850314	63.9027	124850314	0	124850314	63.9027	0	63.9027	0	0.0000	0	0.0000	124850064
	Bodies Corporate		5	124850314	0	0	124850314	63.9027	124850314	0	124850314	63.9027	0	63.9027	0	0.0000	0	0.0000	124850064
	Emerald Company Limited		1	119579419	0	0	119579419	61.2049	119579419	0	119579419	61.2049	0	61.2049	0	0.0000	0	0.0000	119579419
	G K W Limited		1	4000000	0	0	4000000	2.0473	4000000	0	4000000	2.0473	0	2.0473	0	0.0000	0	0.0000	4000000
	Shree Laxmi Agents Limited		1	884000	0	0	884000	0.4525	884000	0	884000	0.4525	0	0.4525	0	0.0000	0	0.0000	884000
	Carbo Ceramics Limited		1	386645	0	0	386645	0.1979	386645	0	386645	0.1979	0	0.1979	0	0.0000	0	0.0000	386645
	The Bond Company Ltd		1	250	0	0	250	0.0001	250	0	250	0.0001	0	0.0001	0	0.0000	0	0.0000	0
	Sub Total (A)(1)		14	125575336	0	0	125575336	64.2738	125575336	0	125575336	64.2738	0	64.2738	0	0.0000	0	0.0000	125573081
2	Foreign																		
(a)	Individuals (Non-Resident Individuals / Foreign Individuals)		3	1842647	0	0	1842647	0.9431	1842647	0	1842647	0.9431	0	0.9431	0	0.0000	0	0.0000	1842647
	Krishna Kumar Bangur- (With Repatriation)		1	1396841	0	0	1396841	0.7150	1396841	0	1396841	0.7150	0	0.7150	0	0.0000	0	0.0000	1396841
	Krishna Kumar Bangur - (Without Repatriation)		1	259545	0	0	259545	0.1328	259545	0	259545	0.1328	0	0.1328	0	0.0000	0	0.0000	259545
	Aparna Daga - (Without Repatriation)		1	186261	0	0	186261	0.0953	186261	0	186261	0.0953	0	0.0953	0	0.0000	0	0.0000	186261
(b)	Government		0	0	0	0	0	0.0000	0	0	0	0.0000	0	0.0000	0	0.0000	0	0.0000	0
(c)	Institutions		0	0	0	0	0	0.0000	0	0	0	0.0000	0	0.0000	0	0.0000	0	0.0000	0
(d)	Foreign Portfolio Investor		0	0	0	0	0	0.0000	0	0	0	0.0000	0	0.0000	0	0.0000	0	0.0000	0
(e)	Any Other (Specify)		0	0	0	0	0	0.0000	0	0	0	0.0000	0	0.0000	0	0.0000	0	0.0000	0
	Sub Total (A)(2)		3	1842647	0	0	1842647	0.9431	1842647	0	1842647	0.9431	0	0.9431	0	0.0000	0	0.0000	1842647
	Total Shareholding Of Promoter And Promoter Group (A)= (A)(1)+(A)(2)		17	127417983	0	0	127417983	65.2169	127417983	0	127417983	65.2169	0	65.2169	0	0.0000	0	0.0000	127415728


For Graphite India Ltd.

India
Company Secretary

Graphite India Limited
Table III - Statement showing shareholding pattern of the Public shareholder

	Category & Name of the shareholders	PAN	Nos. of shareholders	No. of fully paid up equity shares held	Partly paid-up equity shares held	No. of shares underlying Depository Receipts	Total nos. shares held	Shareholding % calculated as per SCRR, 1957 As a % of (A+B+C2)	Number of Voting Rights held in each class of securities			No. of Shares Underlying Outstanding convertible securities (including Warrants)	Shareholding, as a % assuming full conversion of convertible securities (as a percentage of diluted share capital)	Number of Locked in shares		Number of Shares pledged or otherwise encumbered		Number of equity shares held in dematerialised form	
									No of Voting Rights					Total as a % of (A+B+C)	No. (a)	As a % of total Shares held(b)	No. (a)		As a % of total Shares held(b)
									Class eg: X	Class eg: y	Total								
	(I)	(II)	(III)	(IV)	(V)	(VI)	(VII) = (IV)+(V)+(VI)	(VIII) As a % of (A+B+C2)	(IX)			(X)	(XI) = (VII)+(X) As a % of (A+B+C2)	(XII)		(XIII)		(XIV)	
1	Institutions																		
(a)	Mutual Fund		15	7642340	0	0	7642340	3.9116	7642340	0	7642340	3.9116	0	3.9116	0	0.0000	NA	NA	7588771
	Sbi Small And Midcap Fund			4400000	0	0	4400000	2.2521	4400000	0	4400000	2.2521	0	2.2521	0	0.0000	NA	NA	4400000
	Sbi Magnum Balanced Fund			3100000	0	0	3100000	1.5867	3100000	0	3100000	1.5867	0	1.5867	0	0.0000	NA	NA	3100000
(b)	Venture Capital Funds		0	0	0	0	0	0.0000	0	0	0	0.0000	0	0.0000	0	0.0000	NA	NA	0
(c)	Alternate Investment Funds		0	0	0	0	0	0.0000	0	0	0	0.0000	0	0.0000	0	0.0000	NA	NA	0
(d)	Foreign Venture Capital Investors		0	0	0	0	0	0.0000	0	0	0	0.0000	0	0.0000	0	0.0000	NA	NA	0
(e)	Foreign Portfolio Investor		36	24530742	0	0	24530742	12.5557	24530742	0	24530742	12.5557	0	12.5557	0	0.0000	NA	NA	24510729
	Fidelity Northstar Fund			8200000	0	0	8200000	4.1970	8200000	0	8200000	4.1970	0	4.1970	0	0.0000	NA	NA	8200000
	Edgbaston Asian Equity Trust			5808918	0	0	5808918	2.9732	5808918	0	5808918	2.9732	0	2.9732	0	0.0000	NA	NA	5808918
	Retail Employees Superannuation Pty. Limited As Trustee For Retail Employees Superannuation Trust			2488635	0	0	2488635	1.2738	2488635	0	2488635	1.2738	0	1.2738	0	0.0000	NA	NA	2488635
(f)	Financial Institutions / Banks		86	50606	0	0	50606	0.0259	50606	0	50606	0.0259	0	0.0259	0	0.0000	NA	NA	23811
(g)	Insurance Companies		6	6753165	0	0	6753165	3.4565	6753165	0	6753165	3.4565	0	3.4565	0	0.0000	NA	NA	6751415
	Life Insurance Corporation Of India			3650377	0	0	3650377	1.8684	3650377	0	3650377	1.8684	0	1.8684	0	0.0000	NA	NA	3650377
	The New India Assurance Company Limited			3055890	0	0	3055890	1.5641	3055890	0	3055890	1.5641	0	1.5641	0	0.0000	NA	NA	3055890
(h)	Provident Funds/ Pension Funds		0	0	0	0	0	0.0000	0	0	0	0.0000	0	0.0000	0	0.0000	NA	NA	0
(i)	Any Other (Specify)		0	0	0	0	0	0.0000	0	0	0	0.0000	0	0.0000	0	0.0000	NA	NA	0
	Sub Total (B)(1)		143	38976853	0	0	38976853	19.9497	38976853	0	38976853	19.9497	0	19.9497	0	0.0000	NA	NA	38874726
2	Central Government/ State Government(s)/ President of India																		
	Sub Total (B)(2)		0	0	0	0	0	0.0000	0	0	0	0.0000	0	0.0000	0	0.0000	NA	NA	0
3	Non-Institutions																		
(a)	Individuals			0	0														
	i. Individual shareholders holding nominal share capital up to Rs. 2 lakhs.		99203	14636218	0	0	14636218	7.4913	14636218	0	14636218	7.4913	0	7.4913	0	0.0000	NA	NA	12086403
	ii. Individual shareholders holding nominal share capital in excess of Rs. 2 lakhs.		3	494402	0	0	494402	0.2531	494402	0	494402	0.2531	0	0.2531	0	0.0000	NA	NA	494402
(b)	NBFCs registered with RBI		0	0	0	0	0	0.0000	0	0	0	0.0000	0	0.0000	0	0.0000	NA	NA	0
(c)	Employee Trusts		0	0	0	0	0	0.0000	0	0	0	0.0000	0	0.0000	0	0.0000	NA	NA	0

For Graphite India Ltd.


 Anura
 Company Secretary

(d)	Overseas Depositories(holding DRs) (balancing figure)	0	0	0	0	0	0.0000	0	0	0	0.0000	0	0.0000	0	0.0000	NA	NA	0
(e)	Any Other (Specify)	2319	13850138	0	0	13850138	7.089	13850138	0	13850138	7.089	0	7.089	0	0.0000	NA	NA	13472017
	Trusts	11	897	0	0	897	0.0005	897	0	897	0.0005	0	0.0005	0	0.0000	NA	NA	865
	Foreign Nationals	9	37530	0	0	37530	0.0192	37530	0	37530	0.0192	0	0.0192	0	0.0000	NA	NA	0
	Hindu Undivided Family	726	524657	0	0	524657	0.2685	524657	0	524657	0.2685	0	0.2685	0	0.0000	NA	NA	524598
	Non Resident Indians (Non Repat)	263	122562	0	0	122562	0.0627	122562	0	122562	0.0627	0	0.0627	0	0.0000	NA	NA	117406
	Non Resident Indians (Repat)	405	2121038	0	0	2121038	1.0856	2121038	0	2121038	1.0856	0	1.0856	0	0.0000	NA	NA	1866197
	Clearing Member	110	209748	0	0	209748	0.1074	209748	0	209748	0.1074	0	0.1074	0	0.0000	NA	NA	209748
	Bodies Corporate	795	10833706	0	0	10833706	5.5451	10833706	0	10833706	5.5451	0	5.5451	0	0.0000	NA	NA	10753203
	Cd Equifinance Private Limited		3112846	0	0	3112846	1.5933	3112846	0	3112846	1.5933	0	1.5933	0	0.0000	NA	NA	3112846
	Patton International Ltd		2075000	0	0	2075000	1.0621	2075000	0	2075000	1.0621	0	1.0621	0	0.0000	NA	NA	2075000
	Sub Total (B)(3)	101525	28980758	0	0	28980758	14.8334	28980758	0	28980758	14.8334	0	14.8334	0	0.0000	NA	NA	26052822
	Total Public Shareholding (B)= (B)(1)+(B)(2)+(B)(3)	101668	67957611	0	0	67957611	34.7831	67957611	0	67957611	34.7831	0	34.7831	0	0.0000	NA	NA	64927548

Details of the shareholders acting as persons in Concert including their Shareholding (No. and %):

Details of Shares which remain unclaimed may be given hear along with details such as number of shareholders, outstanding shares held in demat/unclaimed suspense account, voting rights which are frozen etc. -

NIL

Note : Name of shareholders holding 1% and above of the total number of shares are disclosed in Table III

For Graphite India Ltd.

Aine
Company Secretary

Graphite India Limited

Table IV - Statement showing shareholding pattern of the Non Promoter- Non Public shareholder - 30/06/2016

	Category & Name of the shareholders	PAN	Nos. of shareholders	No. of fully paid up equity shares held	Partly paid-up equity shares held	No. of shares underlying Depository Receipts	Total nos. shares held	Shareholding % calculated as per SCRR, 1957 As a % of (A+B+C2)	Number of Voting Rights held in each class of securities			No. of Shares Underlying Outstanding convertible securities (including Warrants)	Shareholding, as a % assuming full conversion of convertible securities (as a percentage of diluted share capital)	Number of Locked in shares		Number of Shares pledged or otherwise encumbered		Number of equity shares held in dematerialised form	
									No of Voting Rights					Total as a % of (A+B+C)	No. (a)	As a % of total Shares held(b)	No. (a)		As a % of total Shares held(b)
									Class eg: X	Class eg: y	Total								
	(i)	(ii)	(iii)	(iv)	(v)	(vi)	(vii) = (iv)+(v)+(vi)	(viii) As a % of (A+B+C2)	(ix)			(x)	(xi) = (vii)+(x) As a % of (A+B+C2)	(xii)		(xiii)		(xiv)	
1	Custodian/DR Holder		0	0	0	0	0	0.0000	0	0	0	0.0000	0	0.0000	0	0.0000	NA	NA	0
2	Employee Benefit Trust (under SEBI (Share based Employee Benefit) Regulations, 2014)		0	0	0	0	0	0.0000	0	0	0	0.0000	0	0.0000	0	0.0000	NA	NA	0
	Total Non-Promoter- Non Public Shareholding (C)= (C)(1)+(C)(2)		0	0	0	0	0	0.0000	0	0	0	0.0000	0	0.0000	0	0.0000	NA	NA	0

For Graphite India Ltd.


Company Secretary