

| Shareholding Pattern under Regulation 31 of SEBI (Listing Obligations and Disclosure Requirements) Regulations, 2015 | | | | |
|----------------------------------------------------------------------------------------------------------------------|-----------------------------------------------------------------------------------------------------------------------------|----------------------------------------------------------------------------------------|------|-----|
| 1. | Name of Listed Entity: Graphite India Limited | | | |
| 2. | Scrip Code/Name of Scrip/Class of Security: 509488 | | | |
| 3. | Share Holding Pattern Filed under: Reg. 31(1)(a)/Reg. 31(1)(b)/Reg.31(1)(c) : Reg.31(1)(b) | | | |
| | a. | If under 31(1)(b) then indicate the report for Quarter ended : September,2017 | | |
| | b. | If under 31(1)(c) then indicate date of allotment/extinguishment : N.A. | | |
| 4. | Declaration: The Listed entity is required to submit the following declaration to the extent of submission of information:- | | | |
| | | Particulars | Yes* | No* |
| 1 | | Whether the Listed Entity has issued any partly paid up shares? | | No |
| 2 | | Whether the Listed Entity has issued any Convertible Securities or Warrants? | | No |
| 3 | | Whether the Listed Entity has any shares against which depository receipts are issued? | | No |
| 4 | | Whether the Listed Entity has any shares in locked-in? | | No |
| 5 | | Whether any shares held by promoters are pledge or otherwise encumbered? | | No |

For Graphite India Ltd.

Diya
Company Secretary


Graphite India Limited

Table I - Summary Statement holding of specified securities - 30/09/2017

| Category | Category of shareholder | Nos. of shareholders | No. of fully paid up equity shares held | No. of Partly paid-up equity shares held | No. of shares underlying Depository Receipts | Total nos. shares held | Shareholding as a % of total no. of shares (calculated as per SCRR, 1957) | Number of Voting Rights held in each class of securities | | | No. of Shares Underlying Outstanding convertible securities (including Warrants) | Shareholding, as a % assuming full conversion of convertible securities (as a percentage of diluted share capital) | Number of Locked in shares | | Number of Shares pledged or otherwise encumbered | | Number of equity shares held in dematerialised form | |
|----------|-------------------------------|----------------------|-----------------------------------------|------------------------------------------|----------------------------------------------|------------------------|---------------------------------------------------------------------------|----------------------------------------------------------|-------------|------------------|----------------------------------------------------------------------------------|--------------------------------------------------------------------------------------------------------------------|----------------------------|----------|--------------------------------------------------|----------|-----------------------------------------------------|--------------------------------|
| | | | | | | | | No of Voting Rights | | | | | Total as a % of (A+B+C) | No. (a) | As a % of total Shares held(b) | No. (a) | | As a % of total Shares held(b) |
| | | | | | | | | Class eg: X | Class eg: y | Total | | | | | | | | |
| (I) | (II) | (III) | (IV) | (V) | (VI) | (VII) = (IV)+(V)+(VI) | (VIII) As a % of (A+B+C2) | (IX) | | | (X) | (XI) = (VII)+(X) As a % of (A+B+C2) | (XII) | | (XIII) | | (XIV) | |
| (A) | Promoter & Promoter Group | 16 | 127417983 | 0 | 0 | 127417983 | 65.2169 | 127417983 | 0 | 127417983 | 65.2169 | 0 | 65.2169 | 0 | 0.0000 | 0 | 0.0000 | 127415728 |
| (B) | Public | 117699 | 67957611 | 0 | 0 | 67957611 | 34.7831 | 67957611 | 0 | 67957611 | 34.7831 | 0 | 34.7831 | 0 | 0.0000 | NA | NA | 65057412 |
| (C) | Non Promoter - Non Public | | | | | 0 | | | 0 | | | 0 | | 0.0000 | NA | NA | | |
| (C1) | Shares Underlying DRs | 0 | 0 | 0 | 0 | 0 | 0.0000 | 0 | 0 | 0 | 0.0000 | 0 | 0.0000 | 0 | 0.0000 | NA | NA | 0 |
| (C2) | Shares Held By Employee Trust | 0 | 0 | 0 | 0 | 0 | 0.0000 | 0 | 0 | 0 | 0.0000 | 0 | 0.0000 | 0 | 0.0000 | NA | NA | 0 |
| | Total | 117715 | 195375594 | 0 | 0 | 195375594 | 100.0000 | 195375594 | 0 | 195375594 | 100.0000 | 0 | 100.0000 | 0 | 0.0000 | 0 | 0.0000 | 192473140 |

NOTE:- i) Some Promoter shareholder/s had around 1994-95 sold shares of Graphite Vicarb India Limited (GVIL) in the physical mode, GVIL was amalgamated with GIL, Pursuant there-to in June,1995 equity shares of GIL was allotted to GVIL shareholders ii) The purchasers of some GVIL shares did not lodge the shares for transfer. As a result, 2255 shares of GIL allotted against the said un-lodged physical shares of GVIL still appears in the said promoter name/s. iii) SEBI/NSE/BSE have been informed of the matter. iv) The entire holding of the promoters (except the 2255 shares appearing in GIL's books which has been sold by them) are in demat mode. v) The Company had made an application to NSE/BSE for exemption under Para 6 (a) (i) of SEBI circular no.CIR/CFD/CMD/13/2015 dated November 30,2015. Approval for exemption has been received from NSE vide letter dated 10/11/2016. BSE approval is awaited.

For Graphite India Ltd.


Company Secretary

Graphite India Limited

Table II - Statement showing shareholding pattern of the Promoter and Promoter Group - 30/09/2017

| | Category & Name of the shareholders | PAN | Nos. of shareholders | No. of fully paid up equity shares held | Partly paid-up equity shares held | No. of shares underlying Depository Receipts | Total nos. shares held | Shareholding % calculated as per SCRR, 1957 As a % of (A+B+C2) | Number of Voting Rights held in each class of securities | | | No. of Shares Underlying Outstanding convertible securities (including Warrants) | Shareholding, as a % assuming full conversion of convertible securities (as a percentage of diluted share capital) | Number of Locked in shares | | Number of Shares pledged or otherwise encumbered | | Number of equity shares held in dematerialised form | |
|-----|---------------------------------------------------------------------|------|----------------------|-----------------------------------------|-----------------------------------|----------------------------------------------|------------------------|----------------------------------------------------------------|----------------------------------------------------------|-------------|-----------|----------------------------------------------------------------------------------|--------------------------------------------------------------------------------------------------------------------|----------------------------|---------|--------------------------------------------------|---------|-----------------------------------------------------|--------------------------------|
| | | | | | | | | | No of Voting Rights | | | | | Total as a % of (A+B+C) | No. (a) | As a % of total Shares held(b) | No. (a) | | As a % of total Shares held(b) |
| | | | | | | | | | Class eg: X | Class eg: y | Total | | | | | | | | |
| | (i) | (ii) | (iii) | (iv) | (v) | (vi) | (vii) = (iv)+(v)+(vi) | (viii) As a % of (A+B+C2) | (ix) | | | (x) | (xi) = (vii)+(x) As a % of (A+B+C2) | (xii) | | (xiii) | | (xiv) | |
| 1 | Indian | | | | | | | | | | | | | | | | | | |
| (a) | Individuals / Hindu Undivided Family | | 9 | 725022 | 0 | 0 | 725022 | 0.3711 | 725022 | 0 | 725022 | 0.3711 | 0 | 0.3711 | 0 | 0.0000 | 0 | 0.0000 | 723017 |
| | Manjushree Bangur | | 1 | 248391 | 0 | 0 | 248391 | 0.1271 | 248391 | 0 | 248391 | 0.1271 | 0 | 0.1271 | 0 | 0.0000 | 0 | 0.0000 | 248391 |
| | Krishna Kumar Bangur (Family Welfare Trust) | | 1 | 199505 | 0 | 0 | 199505 | 0.1021 | 199505 | 0 | 199505 | 0.1021 | 0 | 0.1021 | 0 | 0.0000 | 0 | 0.0000 | 199505 |
| | Divya Bangur | | 1 | 169333 | 0 | 0 | 169333 | 0.0867 | 169333 | 0 | 169333 | 0.0867 | 0 | 0.0867 | 0 | 0.0000 | 0 | 0.0000 | 169333 |
| | Rukmani Devi Bangur | | 1 | 55288 | 0 | 0 | 55288 | 0.0283 | 55288 | 0 | 55288 | 0.0283 | 0 | 0.0283 | 0 | 0.0000 | 0 | 0.0000 | 55288 |
| | Krishna Kumar Bangur (HUF) | | 1 | 50500 | 0 | 0 | 50500 | 0.0258 | 50500 | 0 | 50500 | 0.0258 | 0 | 0.0258 | 0 | 0.0000 | 0 | 0.0000 | 50500 |
| | Krishna Kumar Bangur | | 1 | 830 | 0 | 0 | 830 | 0.0004 | 830 | 0 | 830 | 0.0004 | 0 | 0.0004 | 0 | 0.0000 | 0 | 0.0000 | 0 |
| | Manjushree Bangur | | 1 | 670 | 0 | 0 | 670 | 0.0003 | 670 | 0 | 670 | 0.0003 | 0 | 0.0003 | 0 | 0.0000 | 0 | 0.0000 | 0 |
| | Krishna Kumar Bangur | | 1 | 335 | 0 | 0 | 335 | 0.0002 | 335 | 0 | 335 | 0.0002 | 0 | 0.0002 | 0 | 0.0000 | 0 | 0.0000 | 0 |
| | Krishna Kumar Bangur | | 1 | 170 | 0 | 0 | 170 | 0.0001 | 170 | 0 | 170 | 0.0001 | 0 | 0.0001 | 0 | 0.0000 | 0 | 0.0000 | 0 |
| (b) | Central Government / State Government(s) | | 0 | 0 | 0 | 0 | 0 | 0.0000 | 0 | 0 | 0 | 0.0000 | 0 | 0.0000 | 0 | 0.0000 | 0 | 0.0000 | 0 |
| (c) | Financial Institutions / Banks | | 0 | 0 | 0 | 0 | 0 | 0.0000 | 0 | 0 | 0 | 0.0000 | 0 | 0.0000 | 0 | 0.0000 | 0 | 0.0000 | 0 |
| (d) | Any Other (Specify) | | 5 | 124850314 | 0 | 0 | 124850314 | 63.9027 | 124850314 | 0 | 124850314 | 63.9027 | 0 | 63.9027 | 0 | 0.0000 | 0 | 0.0000 | 124850064 |
| | Bodies Corporate | | 5 | 124850314 | 0 | 0 | 124850314 | 63.9027 | 124850314 | 0 | 124850314 | 63.9027 | 0 | 63.9027 | 0 | 0.0000 | 0 | 0.0000 | 124850064 |
| | Emerald Company Limited | | 1 | 113739419 | 0 | 0 | 113739419 | 58.2158 | 113739419 | 0 | 113739419 | 58.2158 | 0 | 58.2158 | 0 | 0.0000 | 0 | 0.0000 | 113739419 |
| | Emerald Company Private Limited | | 1 | 5840000 | 0 | 0 | 5840000 | 2.9891 | 5840000 | 0 | 5840000 | 2.9891 | 0 | 2.9891 | 0 | 0.0000 | 0 | 0.0000 | 5840000 |
| | G K W Limited | | 1 | 4000000 | 0 | 0 | 4000000 | 2.0473 | 4000000 | 0 | 4000000 | 2.0473 | 0 | 2.0473 | 0 | 0.0000 | 0 | 0.0000 | 4000000 |
| | Shree Laxmi Agents Limited | | 1 | 884000 | 0 | 0 | 884000 | 0.4525 | 884000 | 0 | 884000 | 0.4525 | 0 | 0.4525 | 0 | 0.0000 | 0 | 0.0000 | 884000 |
| | Carbo Ceramics Limited | | 1 | 386645 | 0 | 0 | 386645 | 0.1979 | 386645 | 0 | 386645 | 0.1979 | 0 | 0.1979 | 0 | 0.0000 | 0 | 0.0000 | 386645 |
| | The Bond Company Ltd | | 1 | 250 | 0 | 0 | 250 | 0.0001 | 250 | 0 | 250 | 0.0001 | 0 | 0.0001 | 0 | 0.0000 | 0 | 0.0000 | 0 |
| | Sub Total (A)(1) | | 14 | 125575336 | 0 | 0 | 125575336 | 64.2738 | 125575336 | 0 | 125575336 | 64.2738 | 0 | 64.2738 | 0 | 0.0000 | 0 | 0.0000 | 125573081 |
| 2 | Foreign | | | | | | | | | | | | | | | | | | |
| (a) | Individuals (Non-Resident Individuals / Foreign Individuals) | | 2 | 1842647 | 0 | 0 | 1842647 | 0.9431 | 1842647 | 0 | 1842647 | 0.9431 | 0 | 0.9431 | 0 | 0.0000 | 0 | 0.0000 | 1842647 |
| | Krishna Kumar Bangur | | 1 | 1396841 | 0 | 0 | 1396841 | 0.7150 | 1396841 | 0 | 1396841 | 0.7150 | 0 | 0.7150 | 0 | 0.0000 | 0 | 0.0000 | 1396841 |
| | Krishna Kumar Bangur | | 1 | 259545 | 0 | 0 | 259545 | 0.1328 | 259545 | 0 | 259545 | 0.1328 | 0 | 0.1328 | 0 | 0.0000 | 0 | 0.0000 | 259545 |
| | Aparna Daga | | 1 | 186261 | 0 | 0 | 186261 | 0.0953 | 186261 | 0 | 186261 | 0.0953 | 0 | 0.0953 | 0 | 0.0000 | 0 | 0.0000 | 186261 |
| (b) | Government | | 0 | 0 | 0 | 0 | 0 | 0.0000 | 0 | 0 | 0 | 0.0000 | 0 | 0.0000 | 0 | 0.0000 | 0 | 0.0000 | 0 |
| (c) | Institutions | | 0 | 0 | 0 | 0 | 0 | 0.0000 | 0 | 0 | 0 | 0.0000 | 0 | 0.0000 | 0 | 0.0000 | 0 | 0.0000 | 0 |
| (d) | Foreign Portfolio Investor | | 0 | 0 | 0 | 0 | 0 | 0.0000 | 0 | 0 | 0 | 0.0000 | 0 | 0.0000 | 0 | 0.0000 | 0 | 0.0000 | 0 |
| (e) | Any Other (Specify) | | 0 | 0 | 0 | 0 | 0 | 0.0000 | 0 | 0 | 0 | 0.0000 | 0 | 0.0000 | 0 | 0.0000 | 0 | 0.0000 | 0 |
| | Sub Total (A)(2) | | 2 | 1842647 | 0 | 0 | 1842647 | 0.9431 | 1842647 | 0 | 1842647 | 0.9431 | 0 | 0.9431 | 0 | 0.0000 | 0 | 0.0000 | 1842647 |
| | Total Shareholding Of Promoter And Promoter Group (A)=(A)(1)+(A)(2) | | 16 | 127417983 | 0 | 0 | 127417983 | 65.2169 | 127417983 | 0 | 127417983 | 65.2169 | 0 | 65.2169 | 0 | 0.0000 | 0 | 0.0000 | 127415728 |

For Graphite India Ltd.

Alice
Company Secretary

Graphite India Limited

Table III - Statement showing shareholding pattern of the Public shareholder - 30/09/2017


| | Category & Name of the shareholders | PAN | Nos. of shareholders | No. of fully paid up equity shares held | Partly paid-up equity shares held | No. of shares underlying Depository Receipts | Total nos. shares held | Shareholding % calculated as per SCRR, 1957 As a % of (A+B+C2) | Number of Voting Rights held in each class of securities | | | No. of Shares Underlying Outstanding convertible securities (including Warrants) | Shareholding, as a % assuming full conversion of convertible securities (as a percentage of diluted share capital) | Number of Locked in shares | | Number of Shares pledged or otherwise encumbered | | Number of equity shares held in dematerialised form | |
|----------|-------------------------------------------------------------------------------------|------|----------------------|-----------------------------------------|-----------------------------------|----------------------------------------------|------------------------|----------------------------------------------------------------|----------------------------------------------------------|-------------|-----------------|----------------------------------------------------------------------------------|--------------------------------------------------------------------------------------------------------------------|----------------------------|----------|--------------------------------------------------|-----------|-----------------------------------------------------|--------------------------------|
| | | | | | | | | | No of Voting Rights | | | | | Total as a % of (A+B+C) | No. (a) | As a % of total Shares held(b) | No. (a) | | As a % of total Shares held(b) |
| | | | | | | | | | Class eg: X | Class eg: y | Total | | | | | | | | |
| | (I) | (II) | (III) | (IV) | (V) | (VI) | (VII) = (IV)+(V)+(VI) | (VIII) As a % of (A+B+C2) | (IX) | | | (X) | (XI) = (VII)+(X) As a % of (A+B+C2) | (XII) | | (XIII) | | (XIV) | |
| 1 | Institutions | | | | | | | | | | | | | | | | | | |
| (a) | Mutual Fund | | 33 | 11625275 | 0 | 0 | 11625275 | 5.9502 | 11625275 | 0 | 11625275 | 5.9502 | 0 | 5.9502 | 0 | 0.0000 | NA | NA | 11580106 |
| | Sbi Magnum Balanced Fund | | | 3100000 | 0 | 0 | 3100000 | 1.5867 | 3100000 | 0 | 3100000 | 1.5867 | 0 | 1.5867 | 0 | 0.0000 | NA | NA | 3100000 |
| | L And T Mutual Fund Trustee Ltd-L And T Tax Advantage Fund | | | 2208300 | 0 | 0 | 2208300 | 1.1303 | 2208300 | 0 | 2208300 | 1.1303 | 0 | 1.1303 | 0 | 0.0000 | NA | NA | 2208300 |
| (b) | Venture Capital Funds | | 0 | 0 | 0 | 0 | 0 | 0.0000 | 0 | 0 | 0 | 0.0000 | 0 | 0.0000 | 0 | 0.0000 | NA | NA | 0 |
| (c) | Alternate Investment Funds | | 0 | 0 | 0 | 0 | 0 | 0.0000 | 0 | 0 | 0 | 0.0000 | 0 | 0.0000 | 0 | 0.0000 | NA | NA | 0 |
| (d) | Foreign Venture Capital Investors | | 0 | 0 | 0 | 0 | 0 | 0.0000 | 0 | 0 | 0 | 0.0000 | 0 | 0.0000 | 0 | 0.0000 | NA | NA | 0 |
| (e) | Foreign Portfolio Investor | | 62 | 9175427 | 0 | 0 | 9175427 | 4.6963 | 9175427 | 0 | 9175427 | 4.6963 | 0 | 4.6963 | 0 | 0.0000 | NA | NA | 9155414 |
| | Goldman Sachs India Limited | | | 2341616 | 0 | 0 | 2341616 | 1.1985 | 2341616 | 0 | 2341616 | 1.1985 | 0 | 1.1985 | 0 | 0.0000 | NA | NA | 2341616 |
| (f) | Financial Institutions / Banks | | 87 | 92870 | 0 | 0 | 92870 | 0.0475 | 92870 | 0 | 92870 | 0.0475 | 0 | 0.0475 | 0 | 0.0000 | NA | NA | 66255 |
| (g) | Insurance Companies | | 6 | 6125266 | 0 | 0 | 6125266 | 3.1351 | 6125266 | 0 | 6125266 | 3.1351 | 0 | 3.1351 | 0 | 0.0000 | NA | NA | 6123516 |
| | Life Insurance Corporation Of India | | | 3650377 | 0 | 0 | 3650377 | 1.8684 | 3650377 | 0 | 3650377 | 1.8684 | 0 | 1.8684 | 0 | 0.0000 | NA | NA | 3650377 |
| | The New India Assurance Company Limited | | | 2427991 | 0 | 0 | 2427991 | 1.2427 | 2427991 | 0 | 2427991 | 1.2427 | 0 | 1.2427 | 0 | 0.0000 | NA | NA | 2427991 |
| (h) | Provident Funds/ Pension Funds | | 0 | 0 | 0 | 0 | 0 | 0.0000 | 0 | 0 | 0 | 0.0000 | 0 | 0.0000 | 0 | 0.0000 | NA | NA | 0 |
| (i) | Any Other (Specify) | | 0 | 0 | 0 | 0 | 0 | 0.0000 | 0 | 0 | 0 | 0.0000 | 0 | 0.0000 | 0 | 0.0000 | NA | NA | 0 |
| | Sub Total (B)(1) | | 188 | 27018838 | 0 | 0 | 27018838 | 13.8292 | 27018838 | 0 | 27018838 | 13.8292 | 0 | 13.8292 | 0 | 0.0000 | NA | NA | 26925291 |
| 2 | Central Government/ State Government(s)/ President of India | | | | | | | | | | | | | | | | | | |
| | Sub Total (B)(2) | | 0 | 0 | 0 | 0 | 0 | 0.0000 | 0 | 0 | 0 | 0.0000 | 0 | 0.0000 | 0 | 0.0000 | NA | NA | 0 |
| 3 | Non-Institutions | | | | | | | | | | | | | | | | | | |
| (a) | Individuals | | | 0 | 0 | | | | | | | | | | | | | | |
| | i. Individual shareholders holding nominal share capital up to Rs. 2 lakhs. | | 113673 | 19584025 | 0 | 0 | 19584025 | 10.0238 | 19584025 | 0 | 19584025 | 10.0238 | 0 | 10.0238 | 0 | 0.0000 | NA | NA | 17160990 |
| | ii. Individual shareholders holding nominal share capital in excess of Rs. 2 lakhs. | | 3 | 617900 | 0 | 0 | 617900 | 0.3163 | 617900 | 0 | 617900 | 0.3163 | 0 | 0.3163 | 0 | 0.0000 | NA | NA | 617900 |
| (b) | NBFCs registered with RBI | | 0 | 0 | 0 | 0 | 0 | 0.0000 | 0 | 0 | 0 | 0.0000 | 0 | 0.0000 | 0 | 0.0000 | NA | NA | 0 |
| (c) | Employee Trusts | | 0 | 0 | 0 | 0 | 0 | 0.0000 | 0 | 0 | 0 | 0.0000 | 0 | 0.0000 | 0 | 0.0000 | NA | NA | 0 |

For Graphite India Ltd.

Ajise
Company Secretary

| | | | | | | | | | | | | | | | | | | |
|----------------------------------------------------------------------------------------------------------------------------------------------------------------------------------------------------------------|--------------------------------------------------------|--------|----------|---|---|----------|---------|----------|---|----------|---------|---|---------|---|--------|----|----|----------|
| (d) | Overseas Depositories(holding DRs) (balancing figure) | 0 | 0 | 0 | 0 | 0 | 0.0000 | 0 | 0 | 0 | 0.0000 | 0 | 0.0000 | 0 | 0.0000 | NA | NA | 0 |
| (e) | Any Other (Specify) | 3835 | 20736848 | 0 | 0 | 20736848 | 10.6138 | 20736848 | 0 | 20736848 | 10.6138 | 0 | 10.6138 | 0 | 0.0000 | NA | NA | 20353231 |
| | Trusts | 17 | 37637 | 0 | 0 | 37637 | 0.0193 | 37637 | 0 | 37637 | 0.0193 | 0 | 0.0193 | 0 | 0.0000 | NA | NA | 37605 |
| | Foreign Nationals | 9 | 37530 | 0 | 0 | 37530 | 0.0192 | 37530 | 0 | 37530 | 0.0192 | 0 | 0.0192 | 0 | 0.0000 | NA | NA | 0 |
| | Hindu Undivided Family | 1018 | 766723 | 0 | 0 | 766723 | 0.3924 | 766723 | 0 | 766723 | 0.3924 | 0 | 0.3924 | 0 | 0.0000 | NA | NA | 766666 |
| | Non Resident Indians (Non Repat) | 354 | 171617 | 0 | 0 | 171617 | 0.0878 | 171617 | 0 | 171617 | 0.0878 | 0 | 0.0878 | 0 | 0.0000 | NA | NA | 166461 |
| | Other Directors | 5 | 14083 | 0 | 0 | 14083 | 0.0072 | 14083 | 0 | 14083 | 0.0072 | 0 | 0.0072 | 0 | 0.0000 | NA | NA | 5083 |
| | Non Resident Indians (Repat) | 606 | 1857541 | 0 | 0 | 1857541 | 0.9508 | 1857541 | 0 | 1857541 | 0.9508 | 0 | 0.9508 | 0 | 0.0000 | NA | NA | 1604450 |
| | Clearing Member | 471 | 1052106 | 0 | 0 | 1052106 | 0.5385 | 1052106 | 0 | 1052106 | 0.5385 | 0 | 0.5385 | 0 | 0.0000 | NA | NA | 1052106 |
| | Bodies Corporate | 1355 | 16799611 | 0 | 0 | 16799611 | 8.5986 | 16799611 | 0 | 16799611 | 8.5986 | 0 | 8.5986 | 0 | 0.0000 | NA | NA | 16720860 |
| | Global Ivy Ventures Llp | | 2371260 | 0 | 0 | 2371260 | 1.2137 | 2371260 | 0 | 2371260 | 1.2137 | 0 | 1.2137 | 0 | 0.0000 | NA | NA | 2371260 |
| | Sub Total (B)(3) | 117511 | 40938773 | 0 | 0 | 40938773 | 20.9539 | 40938773 | 0 | 40938773 | 20.9539 | 0 | 20.9539 | 0 | 0.0000 | NA | NA | 38132121 |
| | Total Public Shareholding (B)= (B)(1)+(B)(2)+(B)(3) | 117699 | 67957611 | 0 | 0 | 67957611 | 34.7831 | 67957611 | 0 | 67957611 | 34.7831 | 0 | 34.7831 | 0 | 0.0000 | NA | NA | 65057412 |
| Details of the shareholders acting as persons in Concert including their Shareholding (No. and %): | | | | | | | | | | | | | | | | | | |
| Details of Shares which remain unclaimed may be given hear along with details such as number of shareholders, outstanding shares held in demat/unclaimed suspense account, voting rights which are frozen etc. | | | | | | | | | | | | | | | | | | |
| Note :- Name of shareholders holding 1% and above of the total number of shares are disclosed in Table III | | | | | | | | | | | | | | | | | | |

For Graphite India Ltd.



Company Secretary

Graphite India Limited

Table IV - Statement showing shareholding pattern of the Non Promoter- Non Public shareholder - 30/09/2017

| | Category & Name of the shareholders | PAN | Nos. of shareholders | No. of fully paid up equity shares held | Partly paid-up equity shares held | No. of shares underlying Depository Receipts | Total nos. shares held | Shareholding % calculated as per SCRR, 1957 As a % of (A+B+C2) | Number of Voting Rights held in each class of securities | | | No. of Shares Underlying Outstanding convertible securities (including Warrants) | Shareholding, as a % assuming full conversion of convertible securities (as a percentage of diluted share capital) | Number of Locked in shares | | Number of Shares pledged or otherwise encumbered | | Number of equity shares held in dematerialised form | |
|---|--------------------------------------------------------------------------------------|------|----------------------|-----------------------------------------|-----------------------------------|----------------------------------------------|------------------------|----------------------------------------------------------------|----------------------------------------------------------|-------------|-------|----------------------------------------------------------------------------------|--------------------------------------------------------------------------------------------------------------------|----------------------------|---------|--------------------------------------------------|---------|-----------------------------------------------------|--------------------------------|
| | | | | | | | | | No of Voting Rights | | | | | Total as a % of (A+B+C) | No. (a) | As a % of total Shares held(b) | No. (a) | | As a % of total Shares held(b) |
| | | | | | | | | | Class eg: X | Class eg: y | Total | | | | | | | | |
| | (I) | (II) | (III) | (IV) | (V) | (VI) | (VII) = (IV)+(V)+(VI) | (VIII) As a % of (A+B+C2) | (IX) | | | (X) | (XI) = (VII)+(X) As a % of (A+B+C2) | (XII) | | (XIII) | | (XIV) | |
| 1 | Custodian/DR Holder | | 0 | 0 | 0 | 0 | 0 | 0.0000 | 0 | 0 | 0 | 0.0000 | 0 | 0.0000 | 0 | 0.0000 | NA | NA | 0 |
| 2 | Employee Benefit Trust (under SEBI (Share based Employee Benefit) Regulations, 2014) | | 0 | 0 | 0 | 0 | 0 | 0.0000 | 0 | 0 | 0 | 0.0000 | 0 | 0.0000 | 0 | 0.0000 | NA | NA | 0 |
| | Total Non-Promoter- Non Public Shareholding (C)= (C)(1)+(C)(2) | | 0 | 0 | 0 | 0 | 0 | 0.0000 | 0 | 0 | 0 | 0.0000 | 0 | 0.0000 | 0 | 0.0000 | NA | NA | 0 |

For Graphite India Ltd.


Company Secretary